



Susie Sunshine Throw



Featuring the
Susie Sunshine Collection
by Amanda McGee

Shipping to stores
July 2023!

Finished Size: 40 in x 50 in (101.6 cm x 127 cm)

Fabric Needed

3 Wishes® Susie Sunshine Collection

- 1 5/8 yd – Sunshine Patch (20707-WHT-CTN-D)
- 1 5/8 yd – Take It Easy (20711-YLW-CTN-D)

Additional Supplies Needed:


- 3 yds – Jumbo White Cotton Pom Pom Trim
- Sewing thread
- Basic sewing supplies
- Even-feed foot for quilting (optional)

Before You Begin


Read all instructions before beginning project. Do not pre-wash fabrics. Press fabrics with a dry iron on cotton setting before cutting. Use a ½ in (1.27 cm) seam allowance and sew fabrics with right sides together (RST) unless otherwise noted. Press seams in the direction of the arrows.

Cutting

Use a rotary cutter and ruler to cut the size and number of rectangles from each fabric listed below.



Sushine Patch (20707-WHT-CTN-D) – 1 ¾ yds (148.59 cm x 106.68 cm)
Cut 1 – 41 in x 51 in (104.14 cm x 129.54 cm) Front



Take It Easy (20711-YLW-CTN-D) – 1 ¾ yds (148.59 cm x 106.68 cm)
Cut 1 – 41 in x 51 in (104.14 cm x 129.54 cm) Back




Jumbo White Cotton Pom Pom Trim – 3 yds (274.32 cm x 106.68 cm)
Cut 2 – 41 in (104.14 cm)


Sewing

1. Place the Take it Easy Back 41 in x 51 in (104.14 cm x 129.54 cm) and the Sunshine Patch Front 41 in x 51 in (104.14 cm x 129.54 cm) RST; align Pom Pom Trim to top and bottom edges even and pin as shown in Diagram A.

Dia. A




2. Sew around all sides leaving a 6 in (15.24 cm) opening as shown in Diagram B. Carefully clip corners and trim pom poms.



3. Turn right side out. Push out corners and press edges flat. Hand stitch center closed. The Throw should measure 40 in x 50 in (101.6 cm x 127 cm).

Dia. C



Finishing

4. Press finished Throw. Baste the layers together with safety pins. Quilt as desired.

Finished Care Instructions

Machine wash in cold water; gentle cycle. Do not Bleach. **Tip:** Before drying, check for fabric dyes that may have run. If fabric dyes run, rewash and rinse using a color catcher to absorb loose dye. Lay flat to dry or tumble dry low. Machine wash in cold water; gentle cycle. Do not bleach. Tumble dry low.